







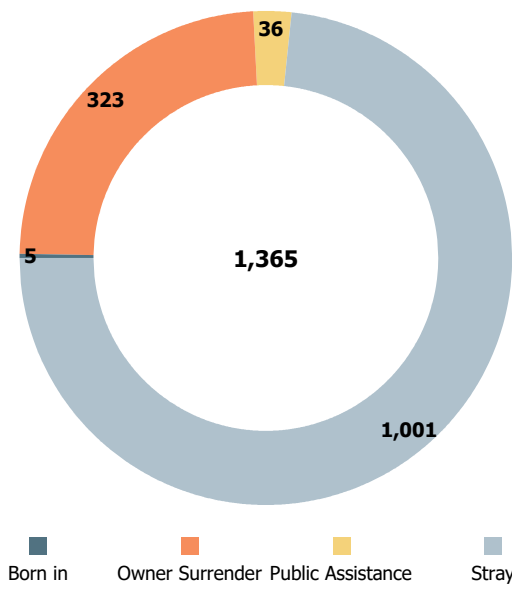
# Austin Animal Center Monthly Report November 2019



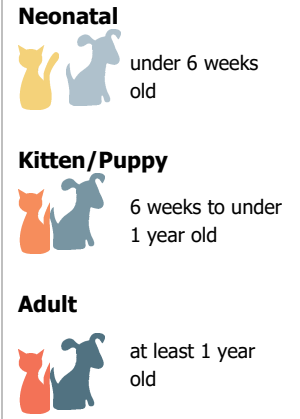
# Austin Animal Center November 2019 Intakes

	 Neonatal	 Kitten	 Adult Cat	 Neonatal	 Puppy	 Adult Dog	Total
<b>Born in</b>	0	0	0	5	0	0	<b>5</b>
<b>Owner Surrender</b>	0	47	67	0	71	138	<b>323</b>
<b>Public Assistance</b>	0	0	6	0	5	25	<b>36</b>
<b>Stray</b>	77	177	139	36	172	400	<b>1,001</b>
<b>Total</b>	<b>77</b>	<b>224</b>	<b>212</b>	<b>41</b>	<b>248</b>	<b>563</b>	<b>1,365</b>

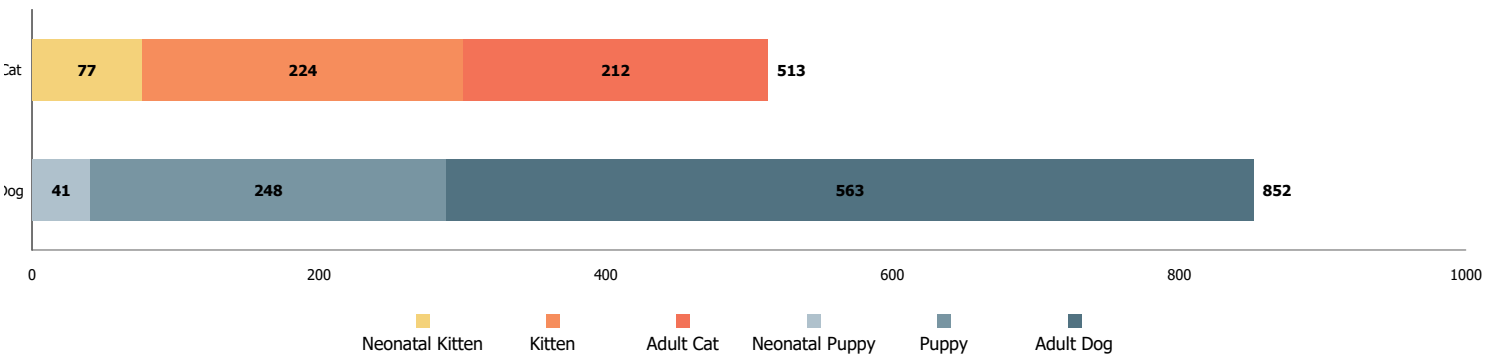
### Intakes by Intake Type



### Age Breakdown



### Intakes by Age Breakdown

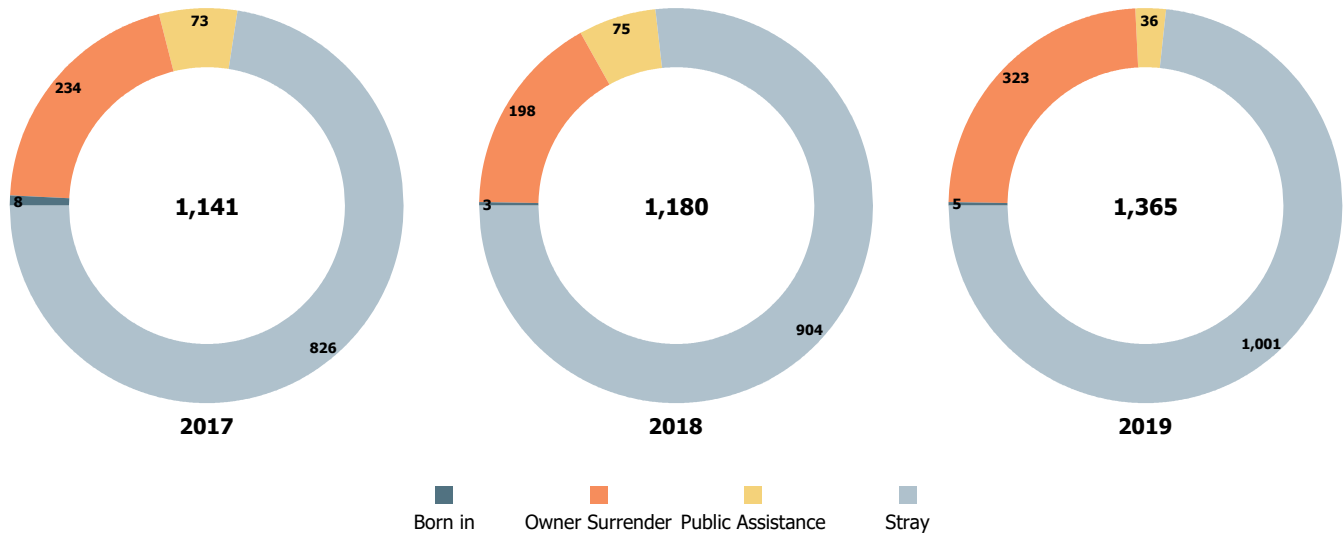


# Austin Animal Center November 2017 to 2019 Intakes

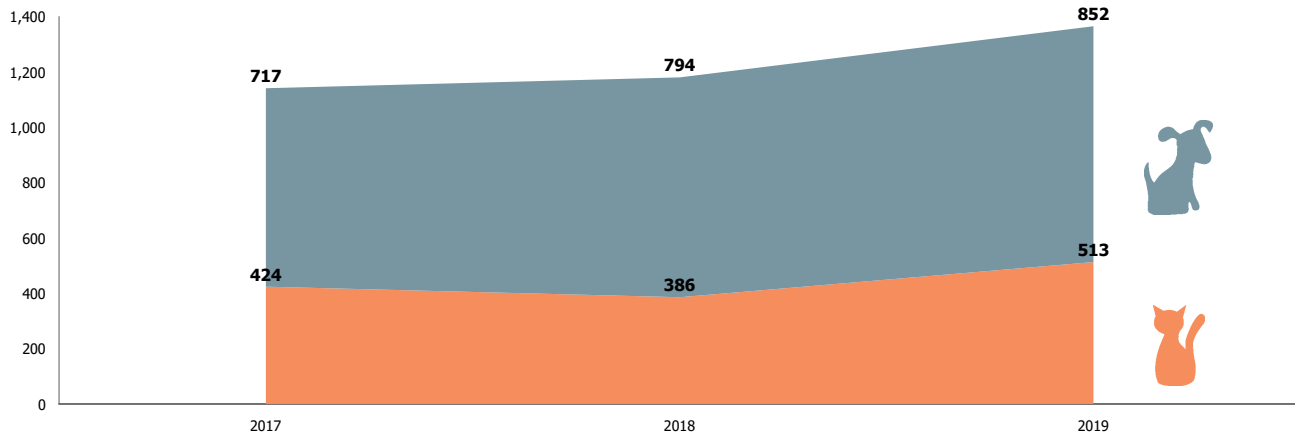


	2017			2018			2019		
	Cat	Dog	Total	Cat	Dog	Total	Cat	Dog	Total
<b>Born in</b>	0	8	<b>8</b>	0	3	<b>3</b>	0	5	<b>5</b>
<b>Owner Surrender</b>	96	138	<b>234</b>	60	138	<b>198</b>	114	209	<b>323</b>
<b>Public Assistance</b>	14	59	<b>73</b>	9	66	<b>75</b>	6	30	<b>36</b>
<b>Stray</b>	314	512	<b>826</b>	317	587	<b>904</b>	393	608	<b>1,001</b>
<b>Total</b>	<b>424</b>	<b>717</b>	<b>1,141</b>	<b>386</b>	<b>794</b>	<b>1,180</b>	<b>513</b>	<b>852</b>	<b>1,365</b>

**Yearly November Intakes by Intake Type**



**Yearly November Intakes by Animal Type**

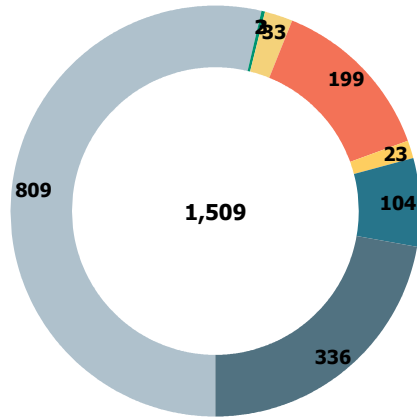


# Austin Animal Center November 2019 Outcomes



	Neonatal	Kitten	Adult Cat	Neonatal	Puppy	Adult Dog	Total
<b>Adoption</b>	0	293	82	0	197	237	<b>809</b>
<b>Deceased</b>	0	2	0	0	0	0	<b>2</b>
<b>Disposal</b>	0	0	2	0	0	1	<b>3</b>
<b>Humane Euthanasia</b>	1	7	15	0	1	9	<b>33</b>
<b>RTO</b>	0	1	15	0	18	165	<b>199</b>
<b>Rto-Adopt</b>	0	0	4	0	0	19	<b>23</b>
<b>Shelter Neuter Return</b>	0	42	62	0	0	0	<b>104</b>
<b>Transfer</b>	41	56	50	26	39	124	<b>336</b>
<b>Total</b>	<b>42</b>	<b>401</b>	<b>230</b>	<b>26</b>	<b>255</b>	<b>555</b>	<b>1,509</b>

**Outcomes by Outcome Type**



**Age Breakdown**

**Neonatal**

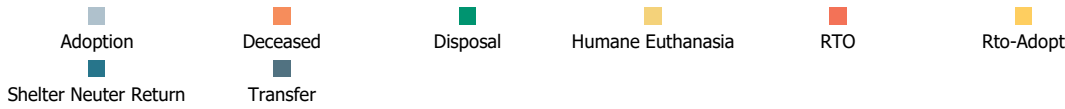
under 6 weeks old

**Kitten/Puppy**

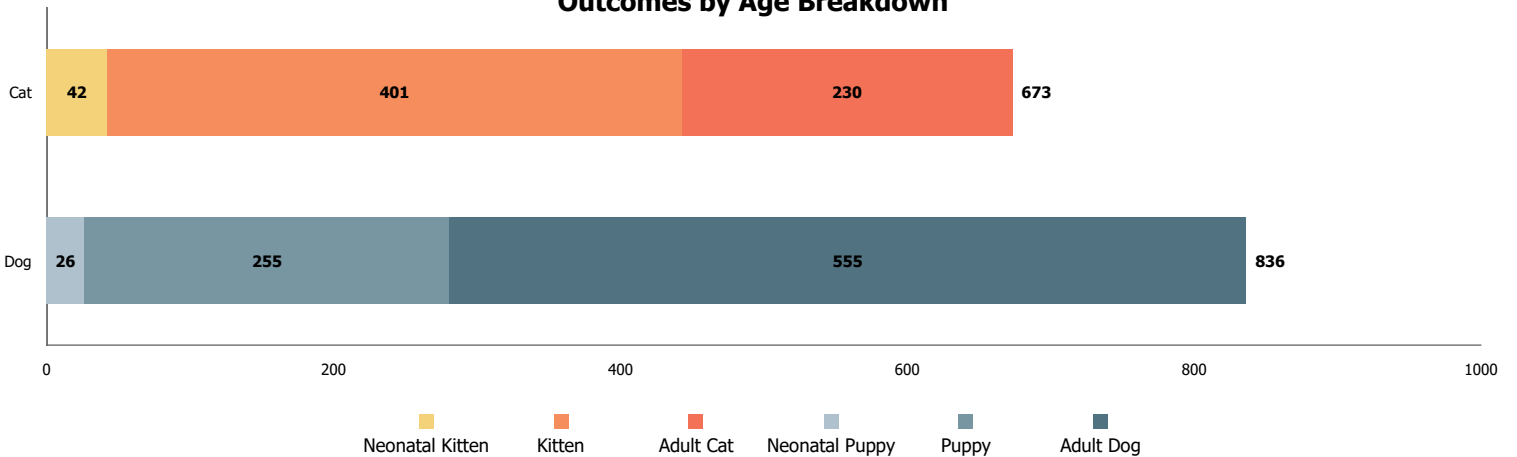
6 weeks to under 1 year old

**Adult**

at least 1 year old



**Outcomes by Age Breakdown**

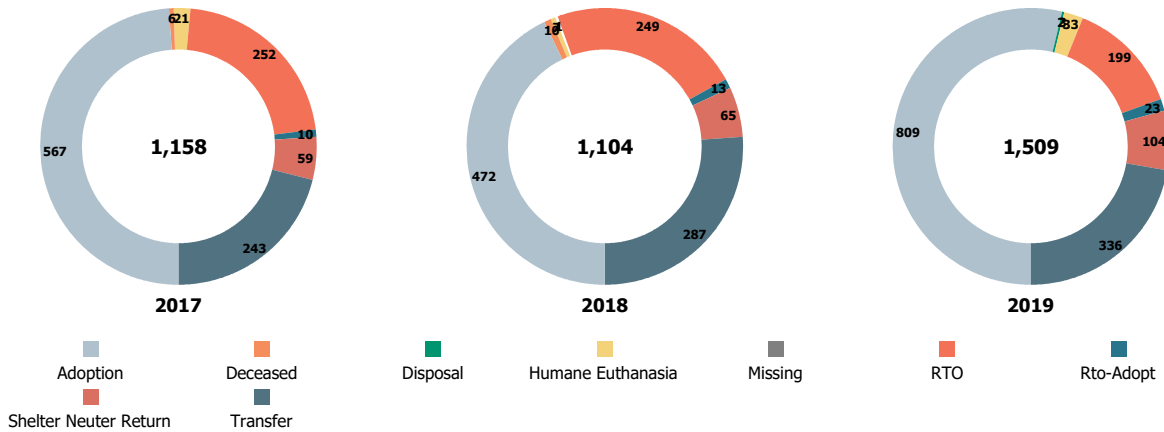


# Austin Animal Center November 2017 to 2019 Outcomes

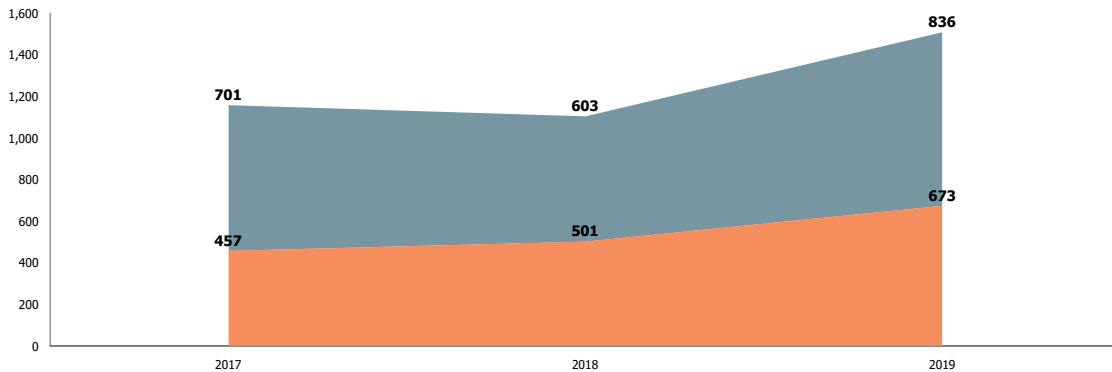


	2017			2018			2019		
	Cat	Dog	Total	Cat	Dog	Total	Cat	Dog	Total
<b>Adoption</b>	258	309	<b>567</b>	298	174	<b>472</b>	375	434	<b>809</b>
<b>Deceased</b>	6	0	<b>6</b>	8	2	<b>10</b>	2	0	<b>2</b>
<b>Disposal</b>	0	0	<b>0</b>	0	0	<b>0</b>	2	1	<b>3</b>
<b>Humane Euthanasia</b>	15	6	<b>21</b>	4	3	<b>7</b>	23	10	<b>33</b>
<b>Missing</b>	0	0	<b>0</b>	1	0	<b>1</b>	0	0	<b>0</b>
<b>RTO</b>	29	223	<b>252</b>	22	227	<b>249</b>	16	183	<b>199</b>
<b>Rto-Adopt</b>	4	6	<b>10</b>	5	8	<b>13</b>	4	19	<b>23</b>
<b>Shelter Neuter Return</b>	59	0	<b>59</b>	65	0	<b>65</b>	104	0	<b>104</b>
<b>Transfer</b>	86	157	<b>243</b>	98	189	<b>287</b>	147	189	<b>336</b>
<b>Total</b>	<b>457</b>	<b>701</b>	<b>1,158</b>	<b>501</b>	<b>603</b>	<b>1,104</b>	<b>673</b>	<b>836</b>	<b>1,509</b>

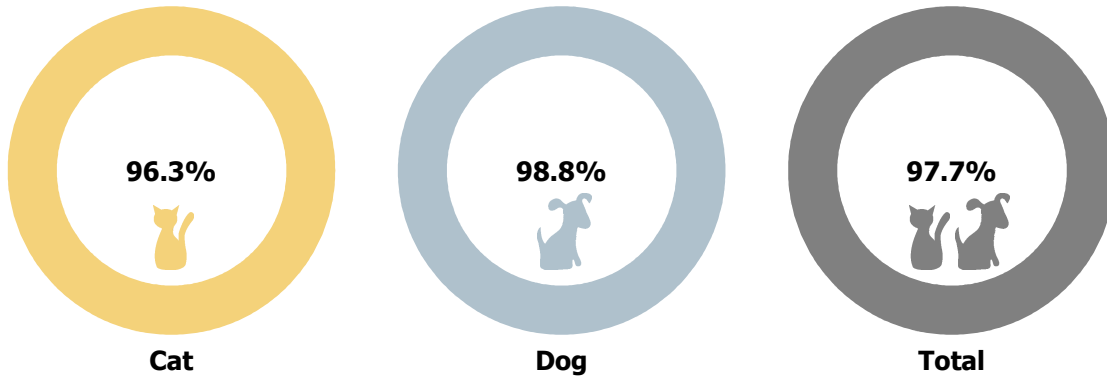
**Yearly November Outcomes by Outcome Type**



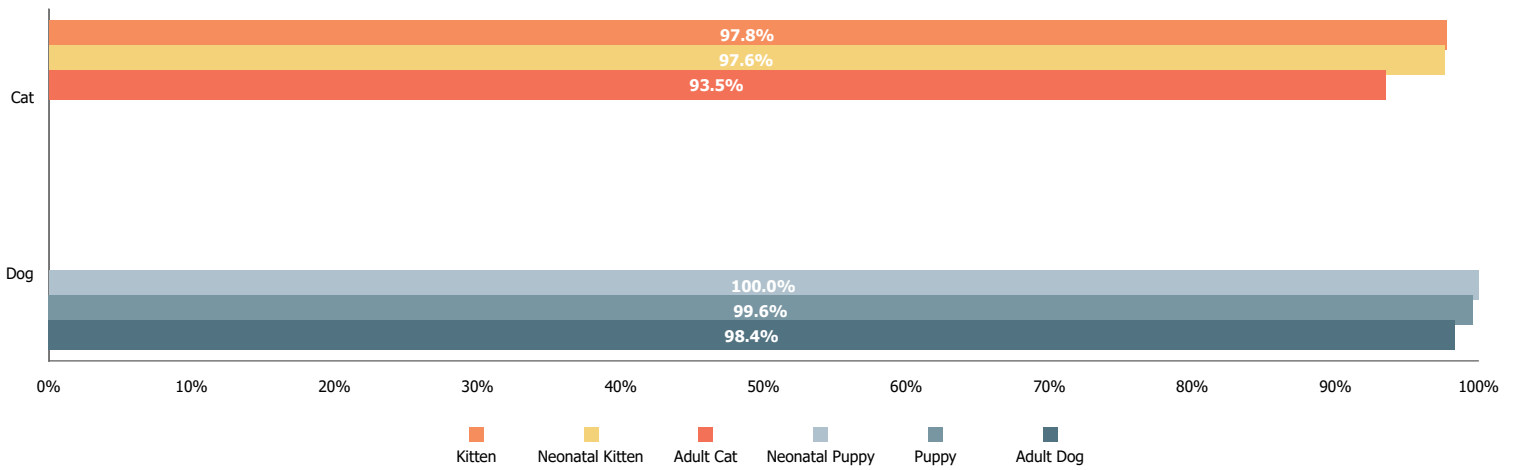
**Yearly November Outcomes by Animal Type**



## Total Live Release Rates



## Live Release Rates by Age Breakdown



## Yearly November Live Release Rates Compared

